

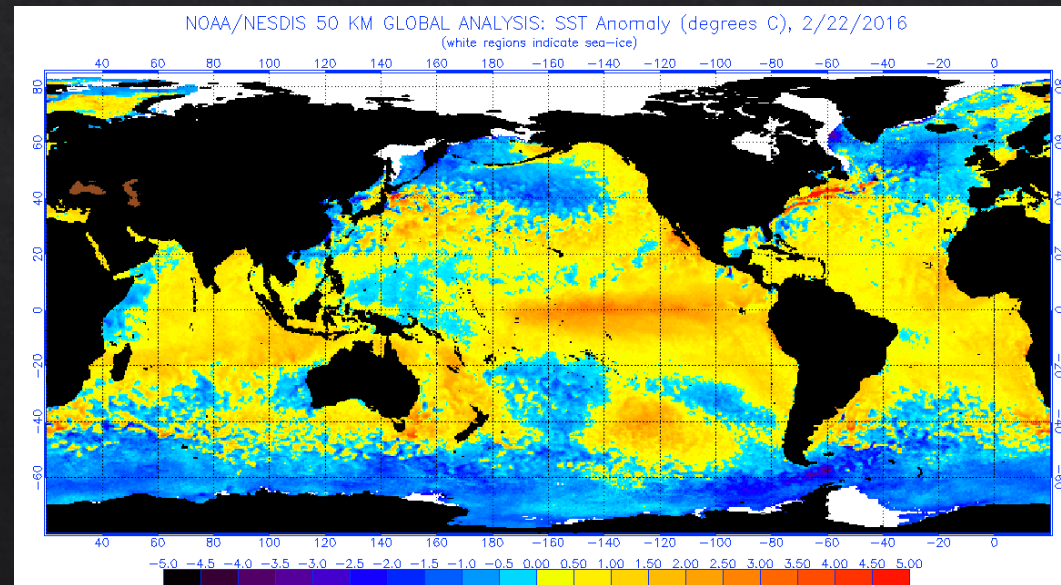
Water Status

2.24.16

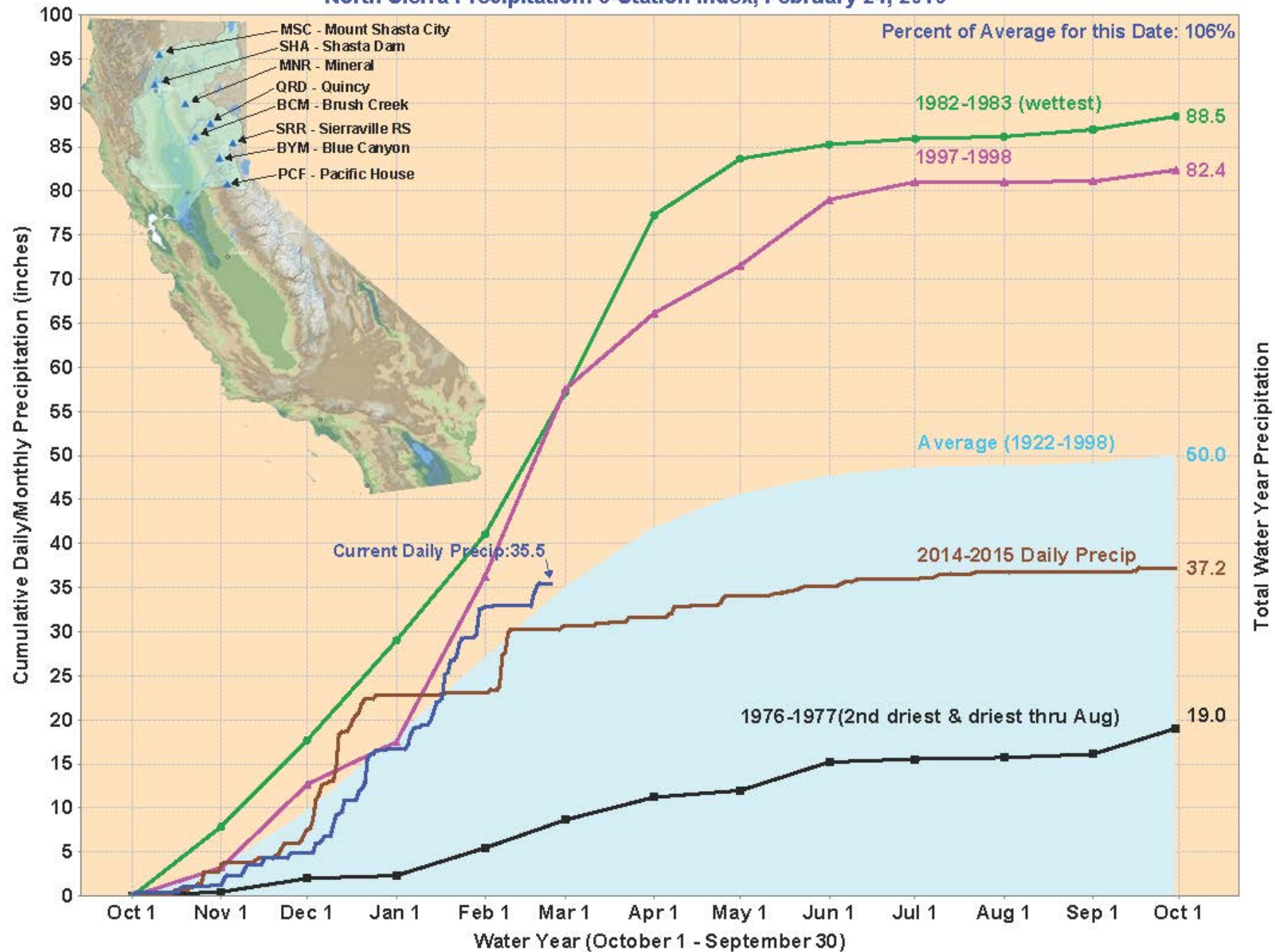


El Niño

- ◆ El Niño remains strong, with continued warmth in the surface waters of the east-central tropical Pacific and wind and rainfall disruptions across the entire basin. Most indicators are starting to show weakening, however. El Niño is likely to become neutral by late spring or early summer 2016, with a possible shift to La Niña in the fall.



North Sierra Precipitation: 8-Station Index, February 24, 2016

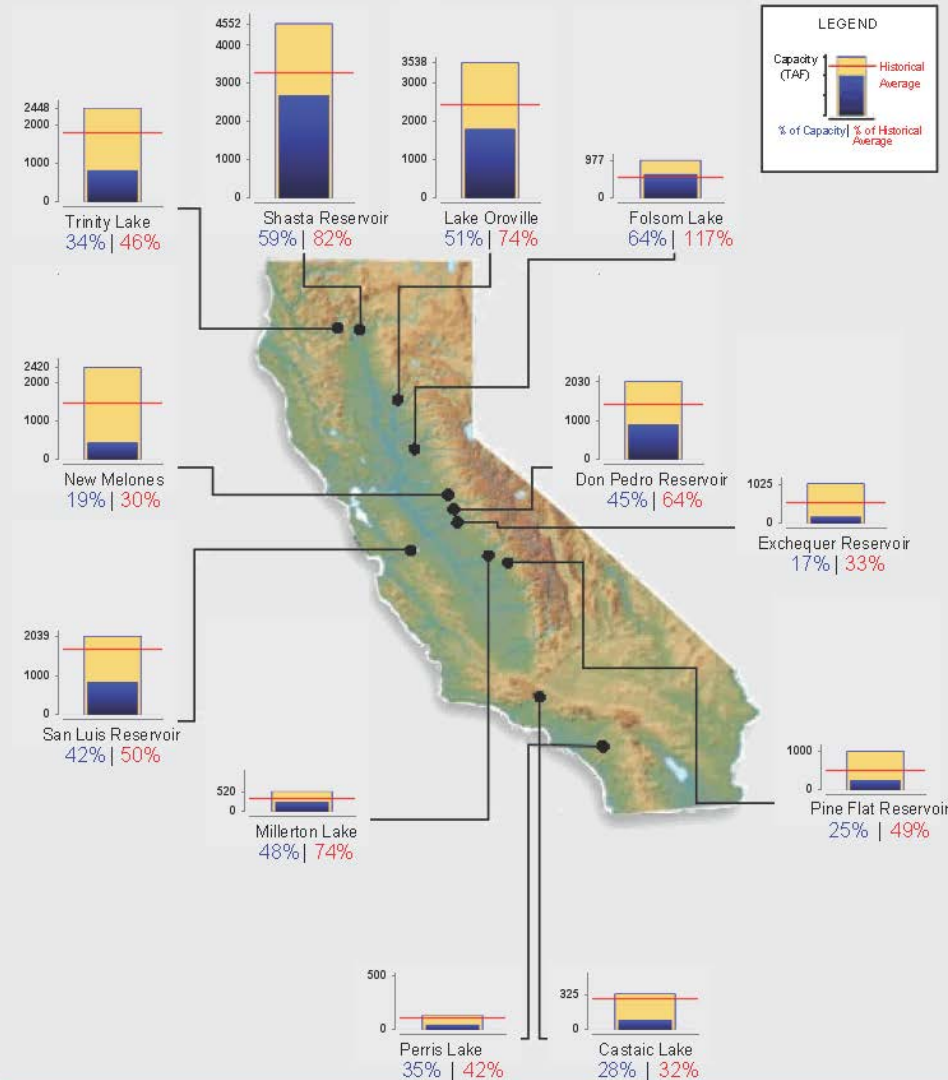




Reservoir Conditions

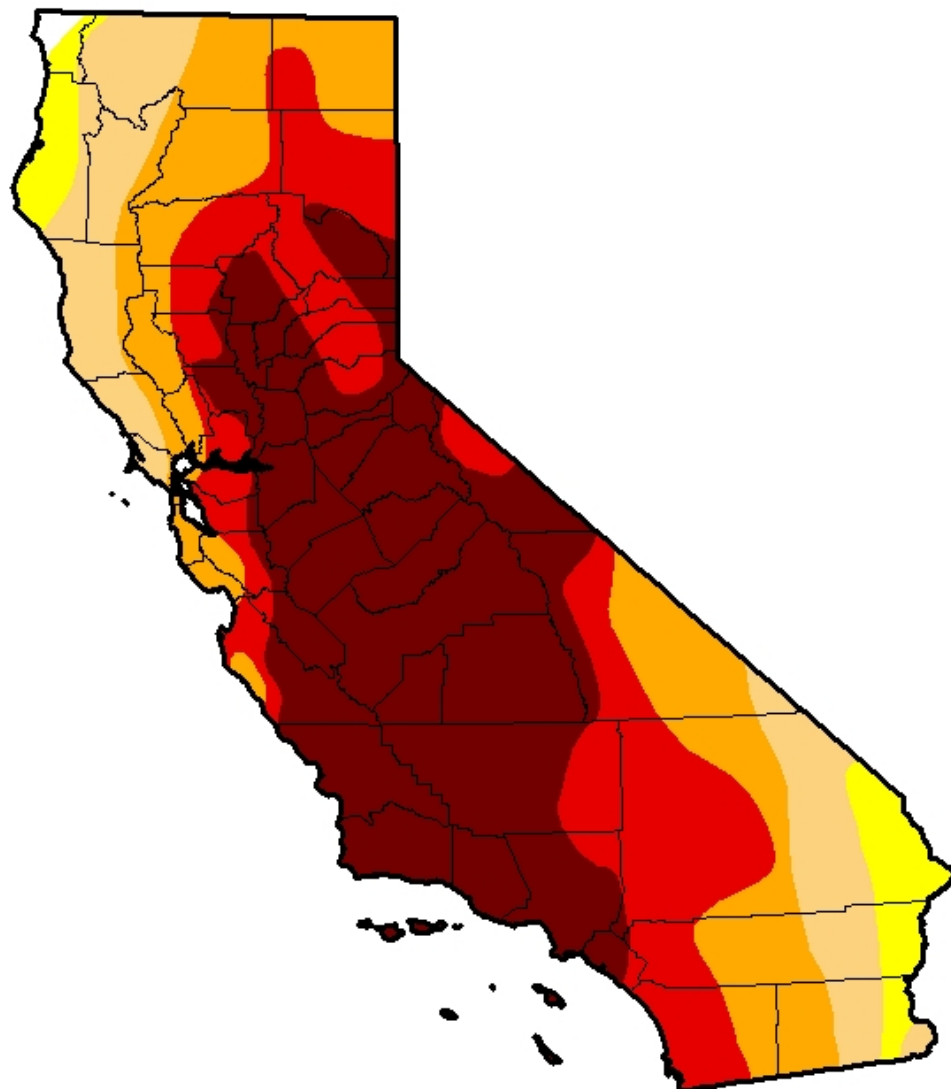
Ending At Midnight - February 23, 2016

CURRENT RESERVOIR CONDITIONS



Graph Updated 02/24/2016 04:15 PM

U.S. Drought Monitor California



February 16, 2016

(Released Thursday, Feb. 18, 2016)

Valid 7 a.m. EST

Drought Conditions (Percent Area)

	None	D0-D4	D1-D4	D2-D4	D3-D4	D4
Current	0.29	99.71	94.69	81.82	61.40	38.48
Last Week <i>2/9/2016</i>	0.22	99.78	94.77	81.82	61.40	38.48
3 Months Ago <i>11/17/2015</i>	0.14	99.86	97.33	92.26	70.55	44.84
Start of Calendar Year <i>12/29/2015</i>	0.00	100.00	97.33	87.55	69.07	44.84
Start of Water Year <i>9/29/2015</i>	0.14	99.86	97.33	92.36	71.08	46.00
One Year Ago <i>2/17/2015</i>	0.16	99.84	98.10	93.44	67.46	41.20

Intensity:



The Drought Monitor focuses on broad-scale conditions. Local conditions may vary. See accompanying text summary for forecast statements.

Author:

Eric Luebehusen

U.S. Department of Agriculture



<http://droughtmonitor.unl.edu/>



Water Conservation



- ◇ 174 Appeal letters submitted (Total)
- ◇ 16 Citations issued as of 2/19/16
- ◇ Citation breakdown:

CHG	Water Waste 1 st Notice	\$50.00	\$650.00
CHG	Water Waste 2 nd Notice	\$250.00	\$0.00
CHG	Water Waste 3 rd Notice	\$500.00	\$0.00
CHG	Water Waste 4 th Notice	\$1,000.00	\$0.00
	Grand Total		\$650.00

- ◇ Cumulative water savings through January = 25.3%
- ◇ Gallons per capita per day in January = 61



Outreach

C4G

- ◆ Ready to Launch Updated Program
- ◆ Application will be made available in English and Spanish
- ◆ First Come First Serve Basis
- ◆ Ceiling capped at \$3,000 per household
- ◆ Part of same pot of money as all other rebates

Outreach Projects

- ◊ Aguapalooza
- ◊ 2nd Water Summit
- ◊ PWD Treatment Plant Tours
- ◊ Presentations to Community Organizations
- ◊ Engage Schools in Water Information
- ◊ Marketing District
- ◊ Involve Directors

Outreach Activities

- ◇ March 2, 2016 - Read Across America – Tamrisk Elementary School 10am-2pm
- ◇ March 4, 2016 – Kiwanis Club Meeting – Presentation 12pm
- ◇ March 5, 2016 – Public Health Booth w/ Mental Health America of LA – Jackie Robinson Park 9am – 1pm
- ◇ PWD Water Treatment Plant Tour – Westside Christian Academy 9am – 12pm
- ◇ March 17, 2016 – AV Real Estate Group Presentation
- ◇ March 24, 2016 – Award Ceremony for Video Contest – Brookings Institute, Ventura 6pm – 8pm
- ◇ April 2, 2016 – Sharon Runner Community Water Meeting – Lancaster Municipal Facility 8am – 12pm