



# PALMDALE WATER DISTRICT

2029 East Avenue Q • Palmdale, California 93550 • Telephone (661) 947-4111  
Fax (661) 947-8604  
[www.palmdalewater.org](http://www.palmdalewater.org)

## Board of Directors

ROBERT E. ALVARADO  
Division 1  
GORDON G. DEXTER  
Division 2  
GLORIA DIZMANG  
Division 3  
KATHY MAC LAREN  
Division 4  
STEVE R. CORDOVA  
Division 5

LAGERLOF, SENECAL, GOSNEY & KRUSE LLP  
Attorneys



May 14, 2012

*Agenda for a Meeting  
of the Water Supply & Reliability Committee of the Palmdale Water District  
Committee Members: Gordon Dexter-Chair, Gloria Dizmang  
to be held at the District's office at 2029 East Avenue Q, Palmdale*

*Friday, May 18, 2012*

*3:00 p.m.*

NOTE: To comply with the Americans with Disabilities Act, to participate in any Board meeting please contact Dawn Deans at 661-947-4111 x103 at least 48 hours prior to a Board meeting to inform us of your needs and to determine if accommodation is feasible.

Agenda item materials, as well as materials related to agenda items submitted after distribution of the agenda packets, are available for public review at the District's office located at 2029 East Avenue Q, Palmdale. Please call Dawn Deans at 661-947-4111 x103 for public review of materials.

PUBLIC COMMENT GUIDELINES: The prescribed time limit per speaker is three-minutes. Please refrain from public displays or outbursts such as unsolicited applause, comments, or cheering. Any disruptive activities that substantially interfere with the ability of the District to carry out its meeting will not be permitted and offenders will be requested to leave the meeting.

Each item on the agenda shall be deemed to include any appropriate motion, resolution, or ordinance to take action on any item.

- 1) Roll call.
- 2) Adoption of agenda.
- 3) Public comments.
- 4) Action Items: (The public shall have an opportunity to comment on any action item as each item is considered by the Committee prior to action being taken.)

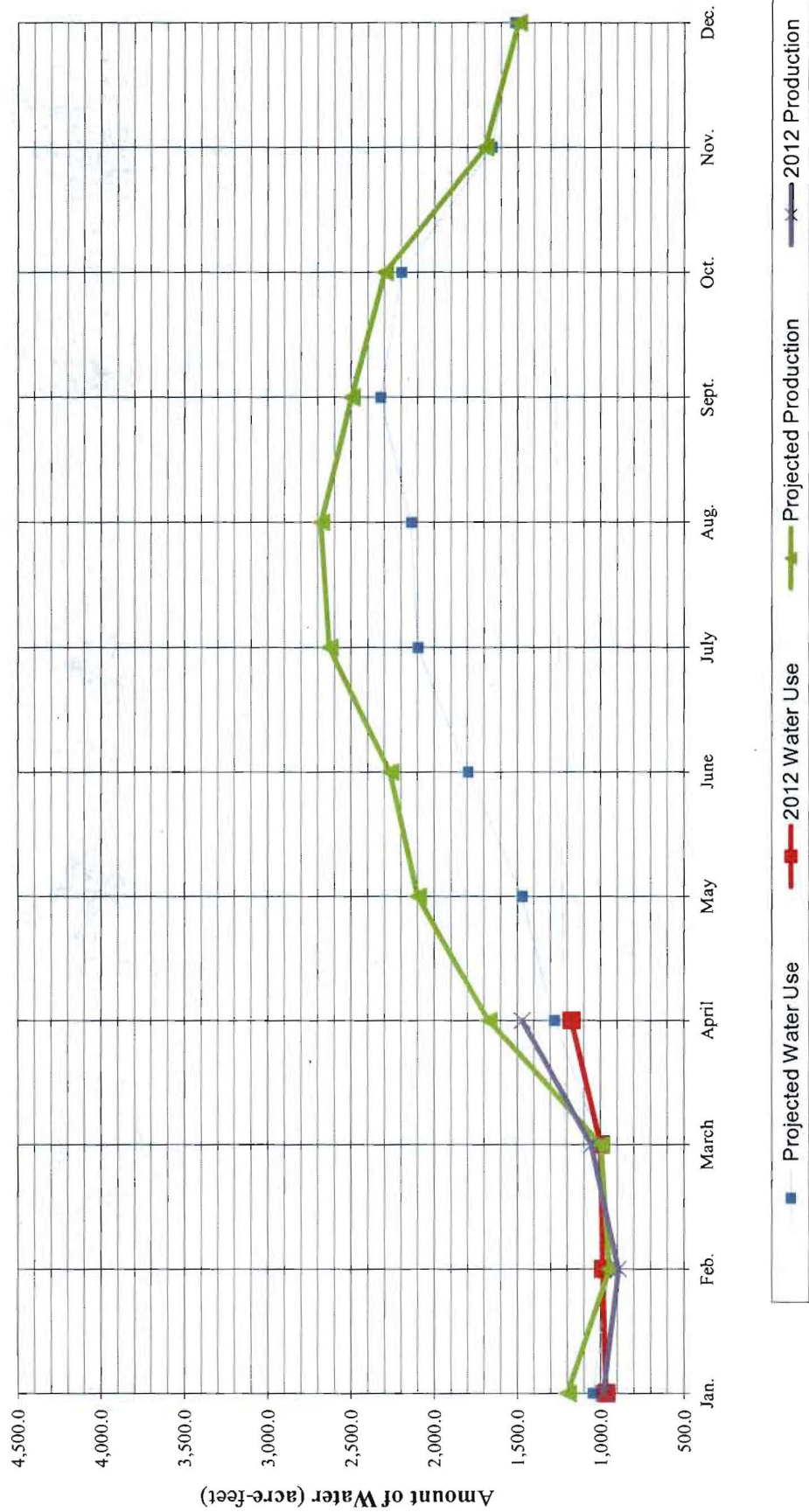
- 4.1) Consideration and possible action on approval of minutes of meeting held April 20, 2012.
- 4.2) Presentation of monthly water demand and supply status. (Water & Energy Resources Manager Pernula)
- 4.3) Consideration and possible action on Strategic Water Resources Plan. (Water & Energy Resources Manager Pernula)
- 5) Project updates.
  - 5.1) Recycled Water Master Plan. (Water & Energy Resources Manager Pernula)
  - 5.2) Garden Bar Water Supply and Power Project. (Water & Energy Resources Manager Pernula)
  - 5.3) Water purchase opportunities. (Water & Energy Resources Manager Pernula)
  - 5.4) Water Treatment and Transportation Agreement between Palmdale Water District and Antelope Valley East Kern Water Agency – Acton Water Treatment Plant. (Engineering Manager Knudson)
  - 5.5) Littlerock Dam Sediment Removal Project. (Engineering Manager Knudson)
- 6) Public comments on closed session agenda matters.
- 7) Closed session under:
  - 7.1) Government Code Section 54956.9(a), existing litigation: *Antelope Valley Ground Water Cases*.
- 8) Public report of any action taken in closed session.
- 9) Information items.
- 10) Board members' requests for future agenda items.
- 11) Adjournment.



DENNIS D. LaMOREAUX,  
General Manager

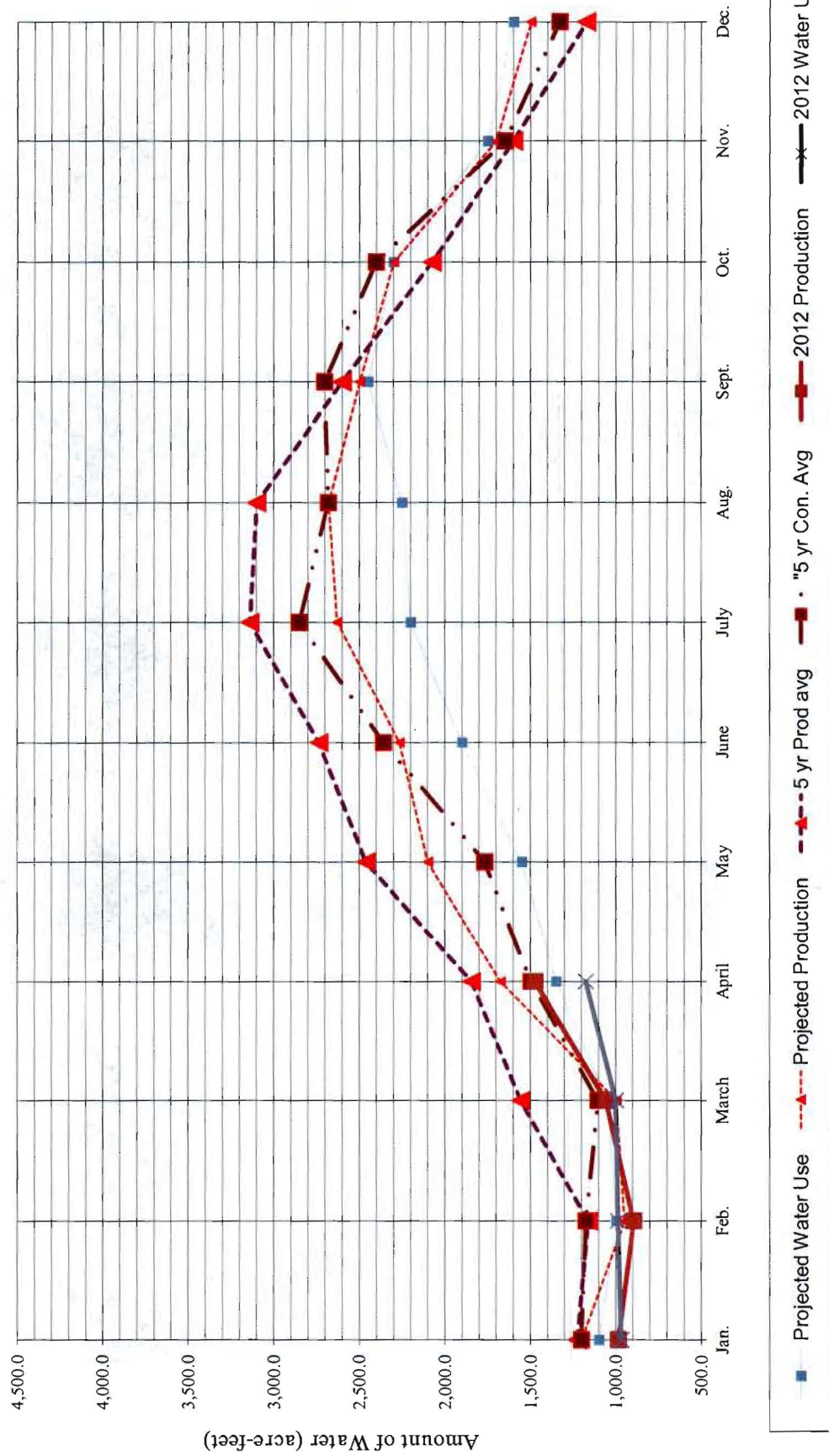
DDL/dd

## 2012 PWD PRODUCTION & CUSTOMER WATER USE





# 2012 PWD PRODUCTION & CUSTOMER WATER USE

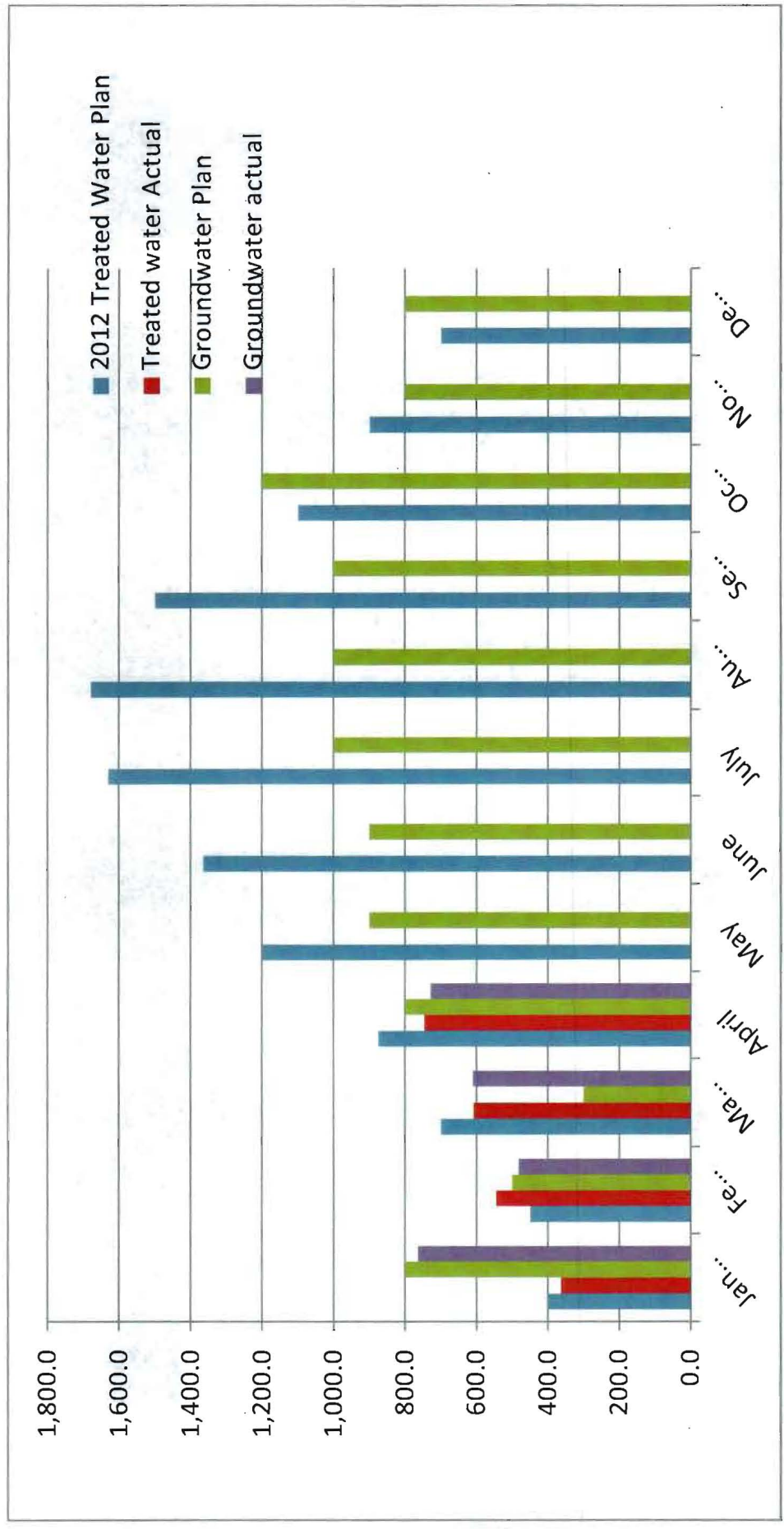


Month	Five-Year Aver. Consumption (ac.-ft.)	Projected 2012 Consumption (ac.-ft.)	Actual 2012 Consumption (ac.-ft.)	Difference (Act. - Pred.) (ac.-ft.)
Jan.	1232.2	1,050.0	969	-81.0
Feb.	1180.0	950.0	989	39.1
March	1130.9	1,000.0	1,001	0.7
April	1569.5	1,280.0	1,177.0	-103.0
May	1862.1	1,475.0	0.0	0.0
June	2602.4	1,800.0	0.0	0.0
July	3094.9	2,100.0	0.0	0.0
Aug.	2842.5	2,140.0	0.0	0.0
Sept.	2871.7	2,325.0	0.0	0.0
Oct.	2496.7	2,200.0	0.0	0.0
Nov.	1780.3	1,660.0	0.0	0.0
Dec.	1371.2	1,520.0	0.0	0.0
	<b>24,034.3</b>	<b>19,500.0</b>	4,135.8	-144.2

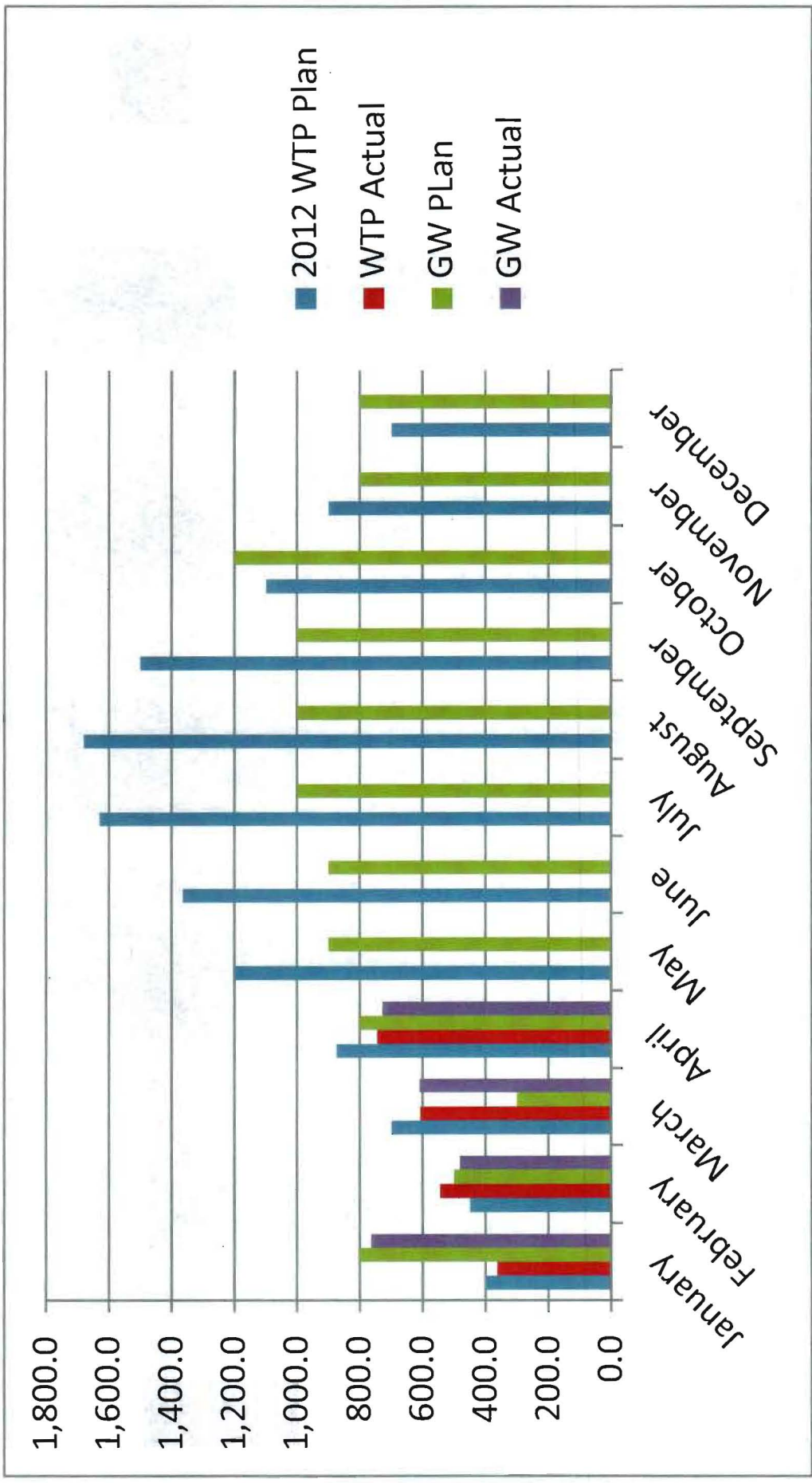
2005 thru 2009

21,500.0

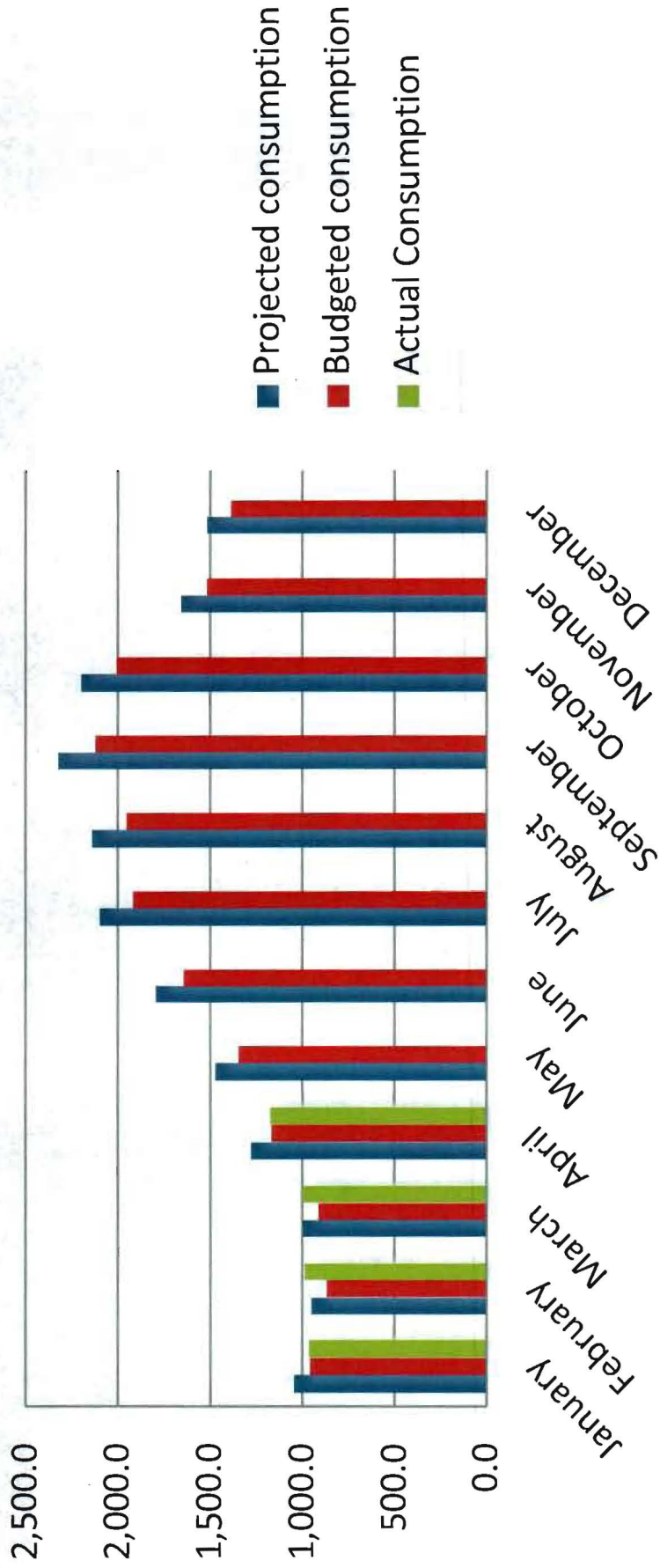
Month	Five-Year Aver. Production (ac.-ft.)	Projected 2012 Production (ac.-ft.)	Actual 2012 Production (ac.-ft.)	Difference (Act. - Pred.) (ac.-ft.)
Jan.	1249.1	1,200.0	987.2	-212.8
Feb.	1228.6	950.0	896.8	-53.2
March	1610.9	1,000.0	1,058.4	58.4
April	1959.0	1,675.0	1,474.6	-200.4
May	2585.3	2,100.0	0.0	0.0
June	2868.6	2,265.0	0.0	0.0
July	3318.8	2,630.0	0.0	0.0
Aug.	3257.3	2,680.0	0.0	0.0
Sept.	2697.0	2,500.0	0.0	0.0
Oct.	2191.4	2,300.0	0.0	0.0
Nov.	1727.2	1,700.0	0.0	0.0
Dec.	1269.7	1,500.0	0.0	0.0
	<b>25,962.9</b>	<b>22,500.0</b>	4,417.0	-408.0







# 2012 Consumption





2012

	PROJECTED	BUDGETED	ACTUAL
<b>January</b>	<b>1,050.0</b>	<b>958.5</b>	<b>969</b>
<b>February</b>	<b>950.0</b>	<b>867.2</b>	<b>989</b>
<b>March</b>	<b>1,000.0</b>	<b>912.8</b>	<b>1,001</b>
April	<b>1,280.0</b>	<b>1168.4</b>	<b>1,177</b>
May	1,475.0	1346.4	0
June	1,800.0	1643.1	0
July	2,100.0	1916.9	0
August	2,140.0	1953.4	0
September	2,325.0	2122.3	0
October	2,200.0	2008.2	0
November	1,660.0	1515.3	0
December	1,520.0	1387.5	0
Totals	19,500.0	17800.0	4,136
		17800	
Running total	3,000.0	2738.5	4,136

## 2012

MONTHLY TOTALS					
MONTH	TOTAL af	SW af	GW af	SW %	GW%
January	1,128.0	363.80	764.20	32.25%	67.75%
February	1,027.7	544.90	482.80	53.02%	46.98%
March	1,219.9	608.68	611.25	49.89%	50.11%
April	1,474.6	745.5	729.1	50.56%	49.44%
May	0.00	0.00	0.00		
June	0.00	0.00	0.00		
July	0.00	0.00	0.00		
August	0.00	0.00	0.00		
September	0.00	0.00	0.00		
October	0.00	0.00	0.00		
November	0.00	0.00	0.00		
December	0.00	0.00	0.00		

Running Averages	SW	GW
January	32.25%	67.75%
Jan. thru February	42.64%	57.36%
Jan. thru March	45.06%	54.94%
Jan. thru April	46.66%	53.34%
Jan. thru May	0.00%	0.00%
Jan. thru June	0.00%	0.00%
Jan. thru July	0.00%	0.00%
Jan. thru August	0.00%	0.00%
Jan. thru September	0.00%	0.00%
Jan. thru October	0.00%	0.00%
Jan. thru November	0.00%	0.00%
Jan. thru December	0.00%	0.00%

